

THE JERSEY CUFF

The next generation of disposable restraints is here.

Never again will you be forced to carry only a few very large disposable cuffs that can jeopardize your safety by getting caught up on everything!

Never again will you have to search for operators carrying additional restraints to secure a dangerous scene with multiple subjects.

Never again will you have to try to find a place on your gear to try and tuck, jam, hook, loop or tape the current unreasonably large double loop flexible restraints.

**Officers / Operators should always carry extra restraints either on their person or readily available.
YOUR LIFE MAY DEPEND ON IT!**

**You carry a firearm off duty.
Do you carry cuffs off duty?
Are they too big?**

How will you secure a subject?

There is no excuse now!

Buy a 4-Pack and keep one in your car, your house, your off duty packs, EVERYWHERE!

14 times smaller than current flexible restraints

When open it is the same size!



The Jersey Cuff Tactical Pouch “Tac-Pac”

- Holds 4 Jersey Cuffs and Safety Cutter
- Quick accessibility to Cuffs or Cutter even when wearing gloves
- Easily attached to equipment

Other Pouches

Ops Pac - For larger operations, holds 8 Jersey Cuffs & cutter.

Raid Pac - (Holds 12) Covert pack designed for officers working under cover but might need many restraints for serving warrants or quelling disturbances.

Riot Pac - (Holds 24) When many restraints are needed. Option of Jersey Cuffs & cutters or multiple Tac Pacs in large carrier, (issue Tac Pacs to officers arriving on scene).



Evac Pac - (Holds 48 small/96 large) Jail evacuation kit. Jails / prisons should have 3 times their population of disposable restraints for an emergency. This kit makes it easy and affordable.

201 Strykers Road
Suite 19 #331
Lopatcong, NJ 08865-5400

Phone: 908-995-2700
Fax: 908-995-2705
E-mail: sales@jerseytactical.com

THE JERSEY CUFF

Disposable Restraint



201 Strykers Road
Suite 19 #331
Lopatcong, NJ 08865-5400

Phone: 908-995-2700

Fax: 908-995-2705

E-mail: sales@jerseytactical.com

WWW.JERSEYTACTICAL.COM

THE JERSEY CUFF

Made to withstand extremes in weather and operational environments.

O Rings are a special compound that will survive the test of time.

Metal Nickel Plated Ring was incorporated to reduce the risk of cutting off the circulation of a restrained subject. The subject can find a comfortable position, while the loops will adjust and not allow the subject to escape.

Molded End Grip creates added friction which enables the operator to use with or without gloves and in any weather condition.

The Jersey Cuff

This revolutionary restraint is one of the most user-friendly, compact, disposable cuffs on the market, designed to provide reliable subject restraint.

When applied properly, it will not be compromised or injure a subject. Its true value is that a uniformed / plain clothes officer or tactical operator can carry far more Jersey Cuffs on their person or gear than the leading brand without interfering with movement or getting hung up on obstacles.


Whether an officer / operator carries a 4-pack on their gear or throws 20 in a cargo pocket or bag before going into a crowd control / riot situation, they will never be without enough restraints.

Operation:

Remove Jersey Cuff from carrier, pouch or pocket. Rotate the device so the ring is at the bottom. Grab tail and pull upward. The top O-ring will fly off or stay around the locking mechanism, (either is acceptable). Grabbing both top loops with thumb and forefinger of each hand, pull apart. This will cause the bottom O-ring to temporarily hold steel ring in place.

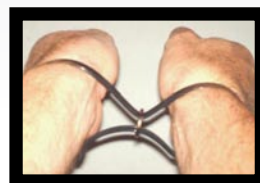


While continuing to hold both top ends with thumb and forefinger, use other fingers to separate each side making 2 loops. You may also want to push down on folded ends.



Put both subject's hands into loops to the wrist. While holding locking area, pull tail until proper tightness is achieved.

Warning: Leave only one finger width of slack between restraint and wrist, on one side only. Restraints will adjust to allow for proper circulation and prevent the possibility of subject removing restraints. If hands or nail beds start to start to discolor, remove restraints and apply a new one. Seek medical attention if situation warrants.



Wrong -
Too much space



Correct -
1 finger width of space

Warning:

See detailed warnings on package insert.

Whenever possible, it is best to have hands behind back with palms facing each other. This provides the most secure position which also allows proper circulation. If situation dictates, it is acceptable to use two restraints.

The Jersey Cuff can also be applied around ankles to secure the feet of a subject.

Restraint Removal:

To remove restraints, use a cutter in the space created by the metal ring, ensuring you do not cut the subject's skin.

WARNING DO NOT USE A KNIFE.

Due to the strength of the of restraint material, you may have to make a few small snips. After they are removed, ensure that you retrieve all parts of the device and discard.

